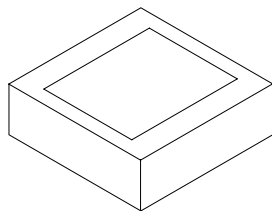


SAT-1.2



COTTURA

<

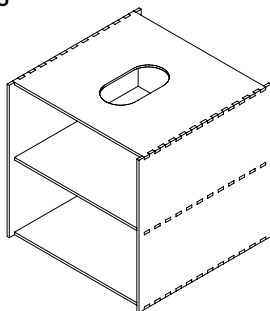
Disponibile in:

- 70Materia, Origine, fin. Levigato
- 70Materia, Progetto, Basalto nero, fin. Levigato
- 70Materia, Progetto, Basalto blu, fin. Levigato

Piano a induzione escluso

60 × 60 × 20 cm

SAT-2.3



COTTURA

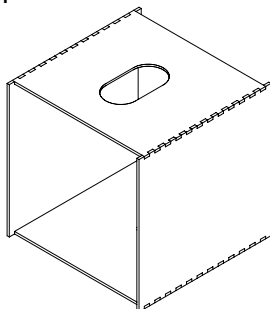
Con ripiano

Disponibile in:

- Alluminio spazzolato, 8 mm, verniciatura trasparente
- Multistrato naturale di betulla, 15 mm, verniciatura trasparente

60 × 60 × 60 cm

SAT-2.4



COTTURA

Senza ripiano

Disponibile in:

- Alluminio spazzolato, 8 mm, verniciatura trasparente
- Multistrato naturale di betulla, 15 mm, verniciatura trasparente

60 × 60 × 60 cm

SAT-3.1



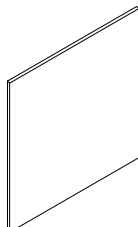
MAGNETE (POSITIVO)

SAT-3.2



MAGNETE (NEGATIVO)

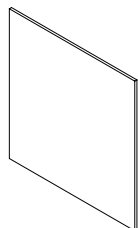
SAT-3.3



PANNELLO DIVISORIO

Per configurazioni a moduli fissi
Colore nero

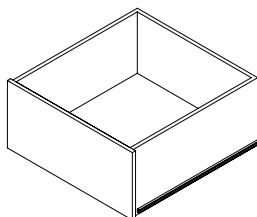
SAT-3.4



ANTA

Cerniere incluse

SAT-3.5



CASSETTO

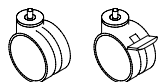
Guide incluse

SAT-4.1



PIEDINO

SAT-4.2



RUOTA

Satellite® è un prodotto di 70Materia®